



The Mills Restaurant Visual Guide



Visiting The Mill Restaurant

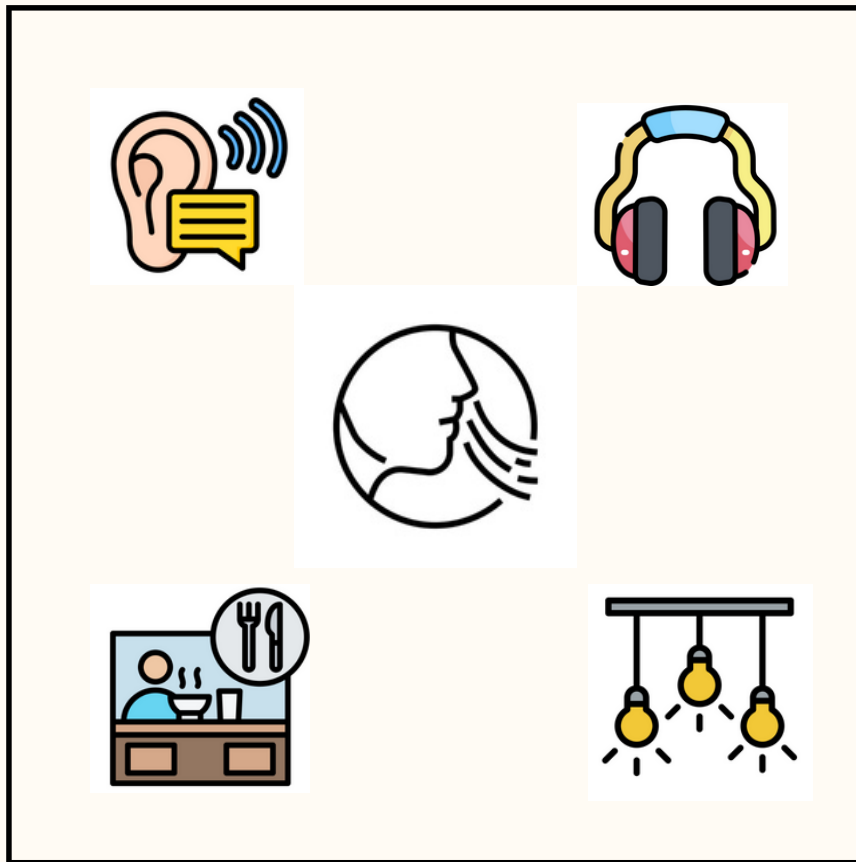
This guide will help you know what to do and what to expect when you visit.



Arriving

There is a car park in front of the restaurant.
The car park is busy, watch out for moving cars
and coaches.

You can enter through the double doors.



Sensory Information

The restaurant is large with many tables

It can be very loud and busy.

The ceilings are high with bright lights.

Music might be playing.

You might hear many people speaking.

You might smell coffee and different foods.



Finding a table



The restaurant has many tables.

You can sit at any empty table.

If you need a table in a quieter area you can
ask a staff member to help.



Inside the Restaurant



When you enter the restaurant you will see a coffee dock on your left.

You can get hot drinks, ice creams and milkshakes here.


The coffee machine and blender make a loud sound when they are in use.



The Bakery & Deli counter is straight ahead.

You can order soups, sandwiches, wraps,
pastries and desserts here.

You join the queue on the left.



The Hot Food counter is at the far right.


You can order hot meals from the menu
carvery.

You join the queue on the right.



You will see menu boards on the wall above the hot food counter.

If you have any allergies, intolerances or preferences please speak to staff and they will be happy to help you



Sometimes you will have to wait for your food to be cooked.

If you are given a table number, your food will be dropped down to your table.



Paying for your food.

You can pay for your food and drinks at the checkout. You can tell the staff what you have ordered.

You can pay by cash or card.

If you need assistance with carrying your food, staff will be happy to help you.



Water & ATM



There is a water station and ATM on the right of the hot food counter.

You can help yourself to a glass and refill as you need.



Utensils



Behind the tills you will see a counter with utensils, condiments and napkins.




Toilets



Toilets are found through the double doors at the other exit.

They are heavy to push through.
You will find the disability bathroom here also.



You are welcome to use devices, sensory fidgets, walk around or sit quietly during your visit.

If you feel overwhelmed, you can ask for help from staff.



When you finished your meal, staff will clear your table.

The restaurant has a robot cleaner who sweeps the floor and you can place your tray on it if you wish.



When you are ready you can leave through the doors that lead to the toilets.

Thank you for visiting The Mill restaurant!

We hope that this visual guide was helpful.
If you have any feedback or recommendations on
how we can improve this visual guide - please
email:

autismfriendlyblarney@gmail.com
reception@blarney.com

Thank you!

